

5. SACCHARIDES

sugars

classification

according number of sugar molecules

- monosaccharides
- oligosaccharides (2-10 monosaccharides)
- polysaccharides (> 10 monosaccharides)
- conjugated (complex) saccharides

- free
- bound homoglycosides, heteroglycosides, aglycons (non-sugar components)

Monosaccharides

polyhydroxyalkyl substituted aldehydes a ketones and derived compounds

main nutrients, biological and sensory activities

content (book 1, tab. 4.4, 4.5)

structure and classification

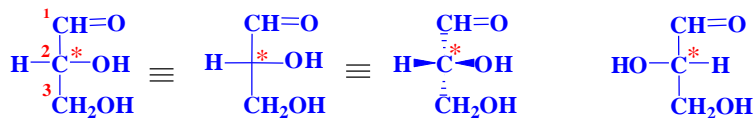
according to type of carbonyl group

- aldoses
- ketoses



according to number of C atoms (3-8)

- trioses



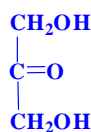
D-(+)-glyceraldehyde (D-*glycero*-triose)

optical isomers (enantiomers)

D/L, R/S

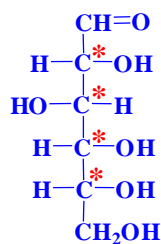
L-(-)-glyceraldehyde

d/l, +/-



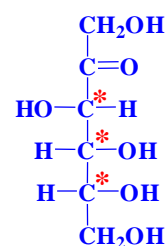
1,3-dihydroxyacetone (1,3-dihydroxypropane-2-one, glycero)

- tetroses
- pentoses, hexoses



D-glucose (D-*gluko*-hexosa)

dextrose, grape sugar



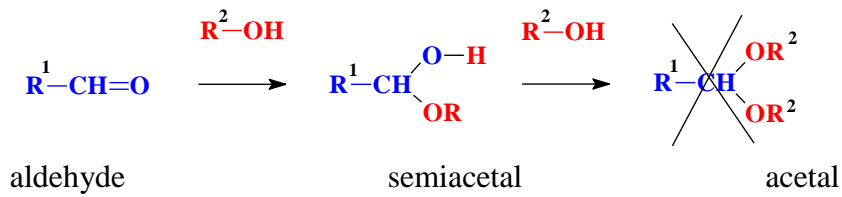
D-fructose (D-*arabino*-hex-2-ulose)

levulose, fruit sugar

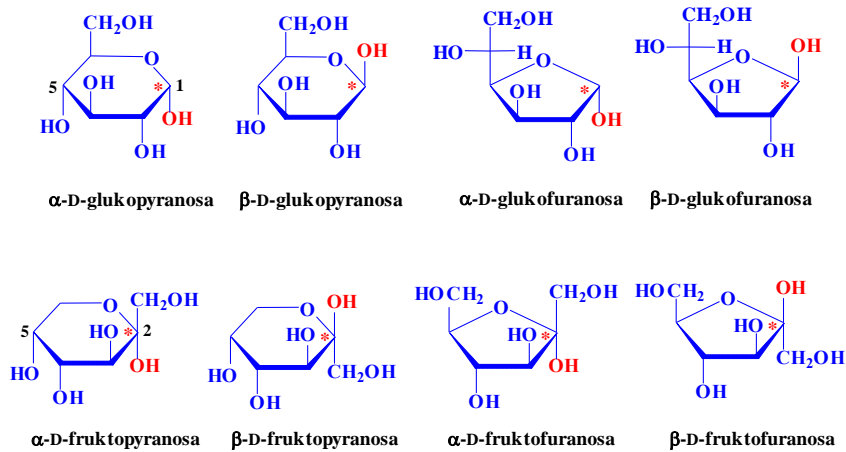
according to chain

- linear chain

- branched chain
- according to type of lactol

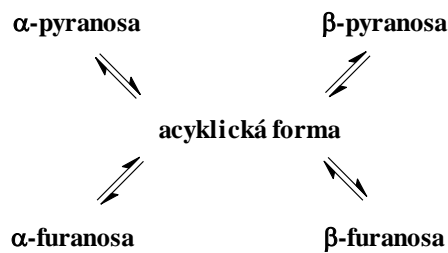


- ♦ furanose
- ♦ pyranose



mutarotation

anomers, anomeric C, anomeric OH

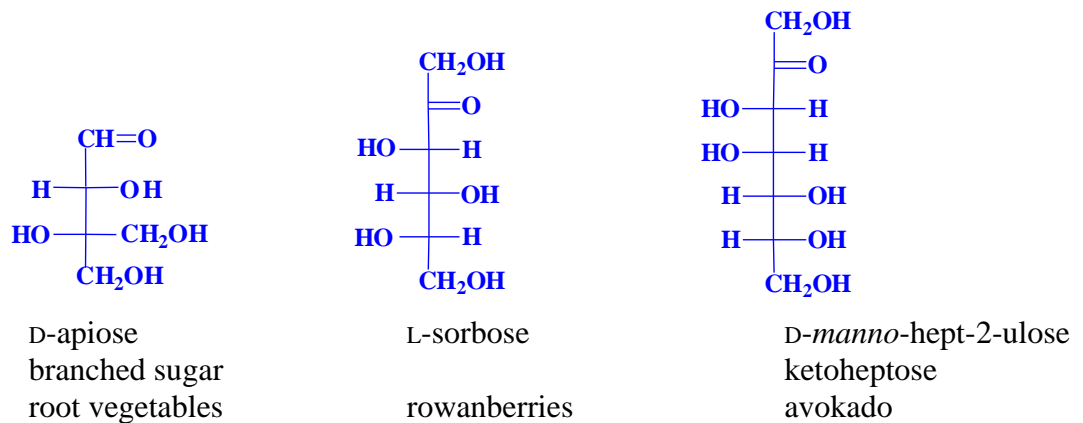


conformation

- ♦ furanoses (envelope *E*, twist *T*)
- ♦ pyranoses (chair ${}^4C_1, {}^1C_4$)
- ♦ acyclic forms (cik-cak)

occurrence

present in all food
less typical monosaccharides



abbreviations

glucose	Glc	furanose	<i>f</i>
fructose	Fru	pyranose	<i>p</i>
mannose	Man	acid	A
apiose	Api		
sorbose	Sor		

β -D-glukopyranose

β -D-Glcp

derivatives of monosaccharides

formation

◆ oxidation (or rearrangement)	sugar acids
	ketoaldoses, diketoses
◆ reduction	suger alcohols
	deoxysugars
◆ dehydration	anhydrosugars
◆ reaction with other compounds	glycosides
	ethers
	esters
	amino sugars

sugar acids

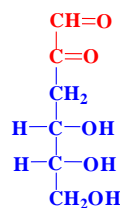
content in malt and chicory (book 1, tab. 4.10)

- ◆ aldonic
Ca-gluconan (medicine), δ -laktone (fermented salami, 0,1 %)
- ◆ alduronic
polysaccharidy: D-GlcA6 (glycoproteins), D-GalA6 (pectins), D-ManA6 a L-GulA6 (alginates)
- ◆ aldaric, for example tartaric and malic acids

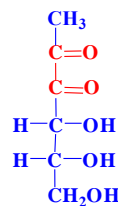
ketoaldoses, diketoses

main products of Maillard reaction and oxidation

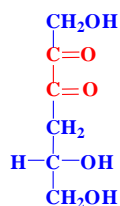
- ◆ 3-deoxyglycosuloses
- ◆ 1-deoxyglycodiuloses
- ◆ 4-deoxyglycodiuloses



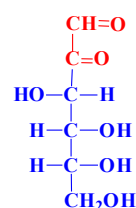
3-deoxy-D-erythro-hexos-2-ulosa



1-deoxy-D-erythro-hexo-2,3-diulosa



4-deoxy-D-glycero-hexo-2,3-diulosa



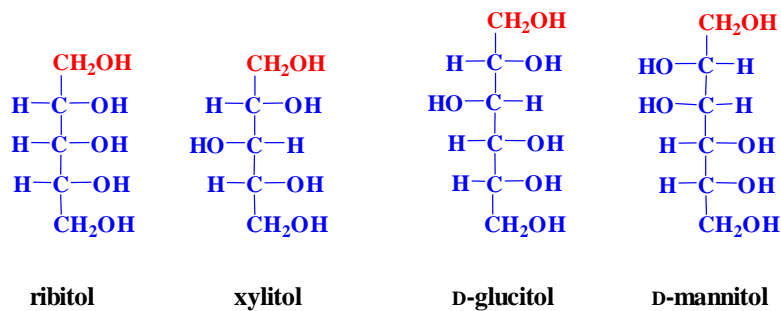
D-arabino-hexos-2-ulosa

sugar alcohols

alditols, glycitols (homologues of glycerol)

reduction

content (book 1, tab. 4.7 a 4.8)



- ◆ natural components of food

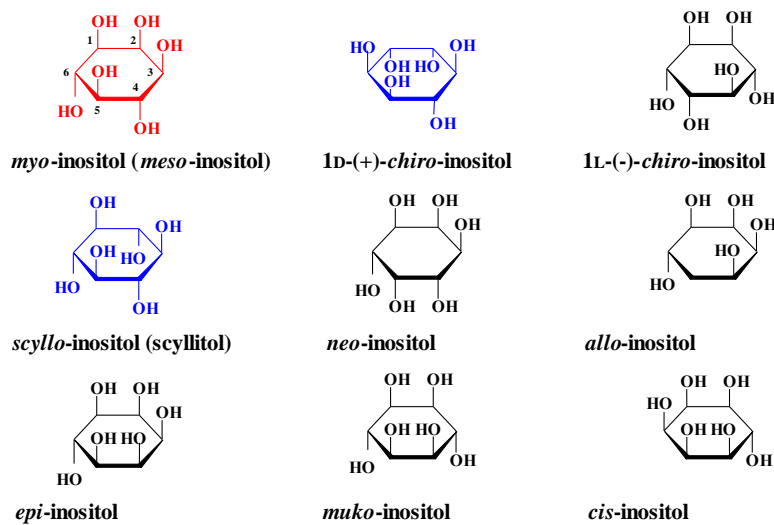
ribitol	riboflavin
arabinitol	mushrooms
xylitol	mushrooms
D-glucitol	plums, rowanberries, pears
D-mannitol	mushrooms, rowanberries, celery, green coffee
galactitol	mushrooms, fermented milk products

- ◆ synthetic (reduction H₂/catalyst., NaHg_x, sweeteners)
 - xylitol, D-glucitol

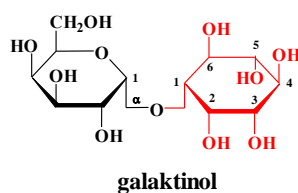
cyclitols

content (book 1, tab. 4.9)

cyclohexane-1,2,3,4,5,6-hexols (inositols, cycluses)



- ◆ *myo*-inositol
 - ◆ pseudooligosaccharides
- widespread” phospholipids, fytates
pulses



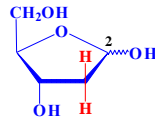
deoxysugars

reduction of primary / secondary hydroxyl

- ◆ natural

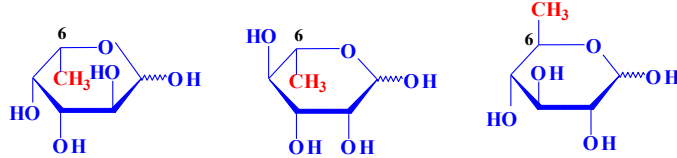
◆ Maillard reaction

2-deoxysugars



2-deoxy-D-ribose (thymine)
deoxyribonucleic acids

6-deoxysugars (6-deoxyhexose = methylpentose)



L-fucose

6-deoxy-L-galactose

milk oligosaccharides heteroglycosides

L-rhamnose

6-deoxy-L-mannose

D-chinovose

6-deoxy-D-glucose

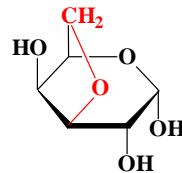
heteroglycosides

anhydrosugars

sugar anhydrides, glycosans

water elimination, mostly poloacetal and other OH

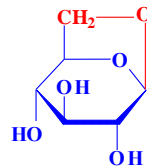
◆ natural components of polysaccharides



3,6-anhydro- α -D-galactopyranose (carageenan)

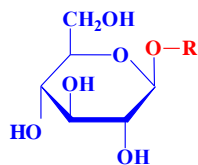
3,6-anhydro- α -L-galactopyranose (agar)

◆ products of thermal reactions

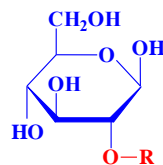


1,6-anhydro- β -D-glucopyranose (β -glucosan, levoglucosan) (caramel)

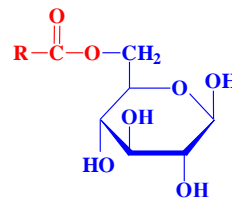
glykosides, ethers, esters and other derivatives



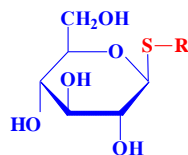
O-glykosid



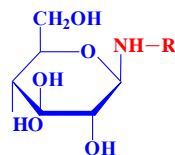
ether



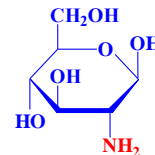
ester



S-glykosid

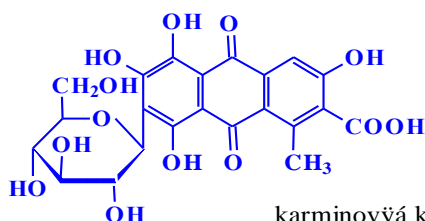


N-glykosid



2-amino-2-deoxycukr

<i>O</i> -glykosides	widespread
ethers	4- <i>O</i> -methyl-D-GlcpA (hemiceluloses) 2- <i>O</i> -methyl-D-Xylp (pectins)
esters	natural (phosphates, acetates, benzoates etc.), synthetic (fatty acids, emulgators)
<i>S</i> -glycosides	glucosinolates in brassica vegetables
<i>N</i> -glycosides	natural (ATP, NADH), Maillard reaction (glycosylamines)
aminodeoxysugars	natural (chitosamine), Maillard reaction (Amadori products)
<i>C</i> -glycosides	



karminová kyselina
(anthrachinony)

carminic acid

Oligosaccharides

homoglycosides

pentoses, hexoses, sugar acids and other derivatives

furanoses, pyranoses

classification

according to number of monosaccharides (2-10)

- ♦ disaccharides (bioses) – decasaccharides (decaoses)

according to semiacetal OH

- ♦ reducing (glycosides)
- ♦ non-reducing (glycosylglycosides)

according to major monosaccharids (backbone)

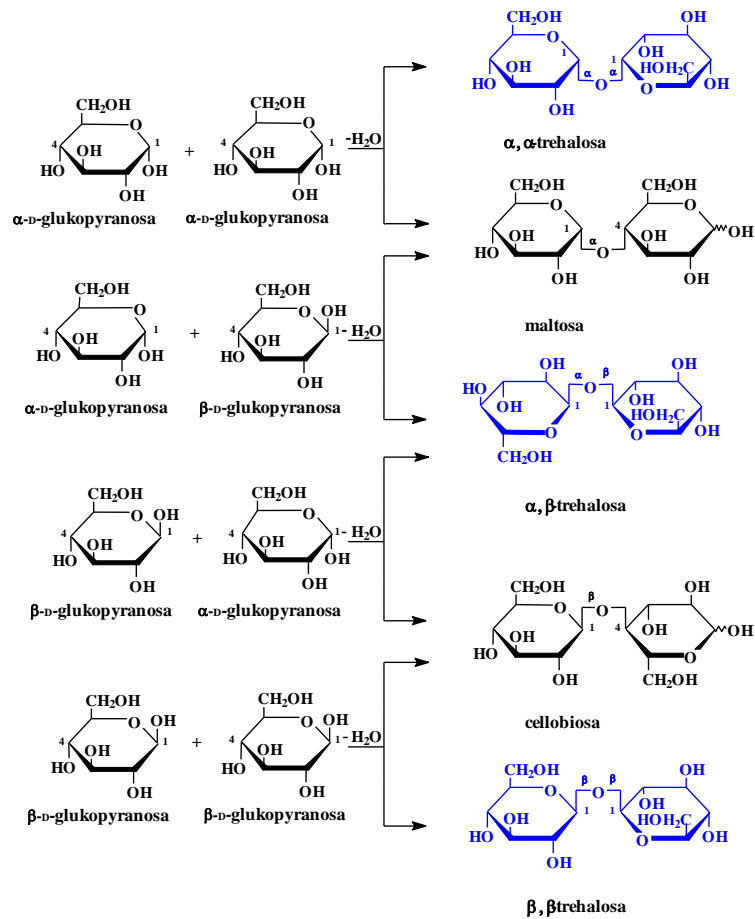
- ♦ glucooligosaccharides
maltose, maltooligosaccharides
- ♦ fructooligosaccharides
saccharose
- ♦ galactooligosaccharides
lactose, α -galactosides

according to digestability

- ♦ digestible
- ♦ non-digestible

according to biological effects

- ♦ prebiotic effects
(stimulate growth and metabolisms of desirable microorganisms)
- ♦ probiotic effects
(with fibre influence and regulate peristaltic activity)
- ♦ symbiotic effects (simultaneously prebiotic and probiotic effects)



terminology

maltose

α -D-glucopyranosyl-(1 \rightarrow 4)-D-glucopyranose

4-O- α -D-glucopyranosyl-D-glucopyranose

α -D-Glcp-(1 \rightarrow 4)-D-Glcp

α, α -trehalose

α -D-glucopyranosyl- α -D-glucopyranoside

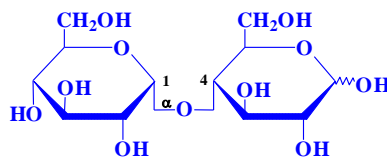
α -D-Glcp-(1 \leftrightarrow 1)- α -D-Glcp

glucooligosaccharides

maltose

α -D-Glcp-(1 \rightarrow 4)-D-Glcp

malt sugar



occurrence (book 1, tab.4.11 a 4.12)

product of starch hydrolysis, reversion of glucose

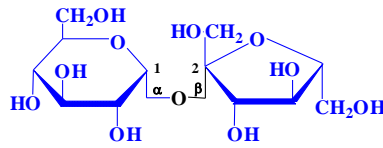
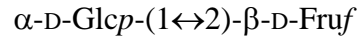
malt, bread (1,7-4,3 %), honey (2,7-16 %)

production

- ◆ maltose sirups (85 %), glucose sirups (acids, enzymes)
- ◆ maltose
- ◆ isomeration on maltulose, α -D-Glcp-(1 \rightarrow 4)-D-Fruf
- ◆ reduction on maltitol, α -D-Glcp-(1 \rightarrow 4)-D-glucitol

fructooligosaccharides

saccharose



occurrence (book 1, obr. 4.14)

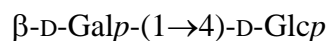
fruits	up to 8 %	
vegetables	0,1-12 %	
green coffee (roasted)	6-7 % (0,2 %)	
sugar beet	15-20 %	saccharose
sugar cane	12-26 %	saccharose
maple sirup		
date sirup		

production (from sugar beet)

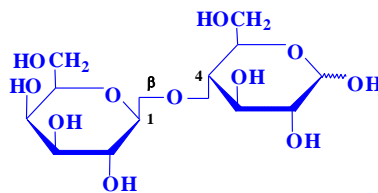
- ♦ extraction of sugar beet slices (diffusion)
- ♦ cleaning (epuration) of crude juice, clarification by $\text{Ca}(\text{OH})_2$
- ♦ saturation by CO_2
- ♦ filtration, light juice
- ♦ thickening
 - heavy juice (61-67 % saccharose, 68-72 % dry matter)
- ♦ crude (brown) sugar
 - 96 % saccharose, 2-3 % non-sugars, 1-2 % water
 - (1,0-1,2 % organic, 0,8-1,0 % inorganic matters)
- ♦ afinade
- ♦ rafinade
 - molasses (folder, substrat for fermentation processes)
 - production of invert suger, other products

galactooligosaccharides

lactose



milk sugar



occurrence (book 1, tab.4.15, 4.16)

cow milk	4-5 %
human milk	5,5-7 %

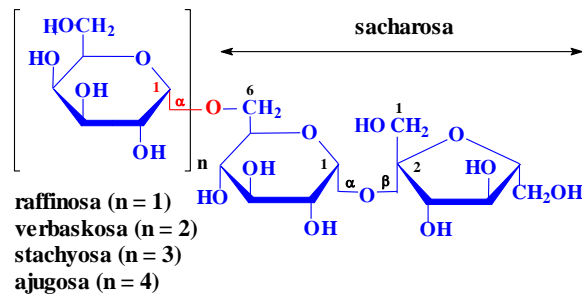
production (from whey)

- ♦ ultrafiltration
- ♦ thickening, crystallisation
- ♦ production of galactose, galactitol, lactulose, lactitol

other β -galactooligosaccharides of milk

α -galactooligosaccharides of pulses

content (book 1, tab.4.17)



REACTIONS OF SACCHARIDES

complex of enzymatic and nonenzymatic reactions
carbonyl, anomers OH, primary OH, secondary OH

nonenzymatic browning reactions

- ◆ reaction of saccharides
- ◆ Maillard reaction (reaction with proteins, amino acids)
- ◆ caramelisation

Reaction of saccharides

reactants

- ◆ reducing mono- and oligosaccharides
- ◆ non-reducing oligo- and polysaccharides after hydrolysis

main reactions of monosaccharides

(acid-basic catalysed)

in acid medium

(further factors: temperature, time)

mutarotation

formation (hydrolysis) of glycosides

dehydration

reductone formation

in alcali medium

mutarotation

isomeration

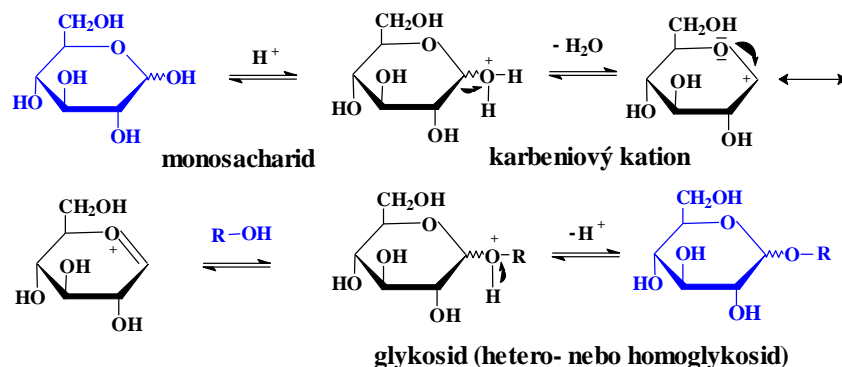
fragmentation

rearrangement

oxidation

formation and hydrolysis of glycosides

reaction of poloacetals OH



hydrolysis (inversion)

- ◆ production of starch hydrolysates
- ◆ invert sugar
- ◆ galactose
- ◆

formation (reverse, Fischer reaction)

side products of inversion (starch sirup: 5-6 %)

side products of caramelisation

low energy products

indicators of adulteration

dehydration reactions

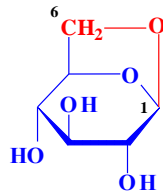
reaction of semiacetal OH and other OH

semiacetal OH / and other OH → anhydrosugars (glycosans)

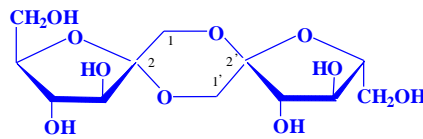
other OH / other OH → deoxysugars

anhydrosugars

β -D-Glcp → 1,6-anhydro- β -D-Glcp (β -glucosan)



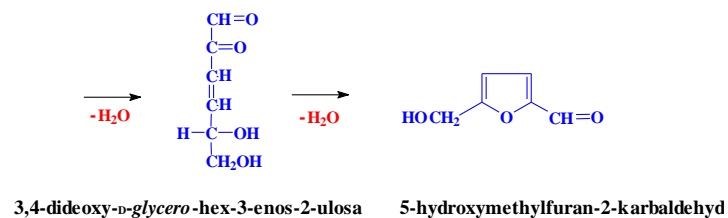
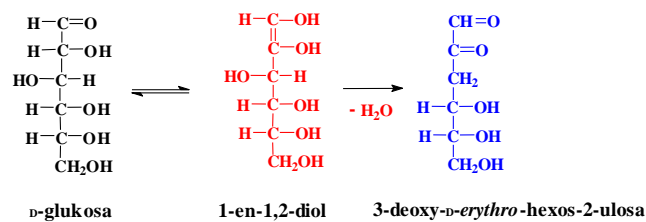
ketoses → dimeric anhydrides (tricyclic compounds)

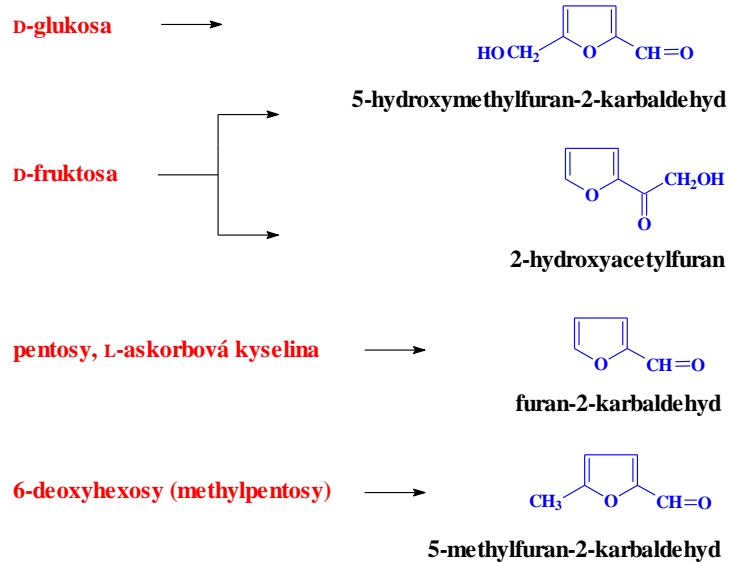


(α -D-fruktofuranosa)-(α -D-fruktofuranosa)-1,2':1',2-dianhydrid

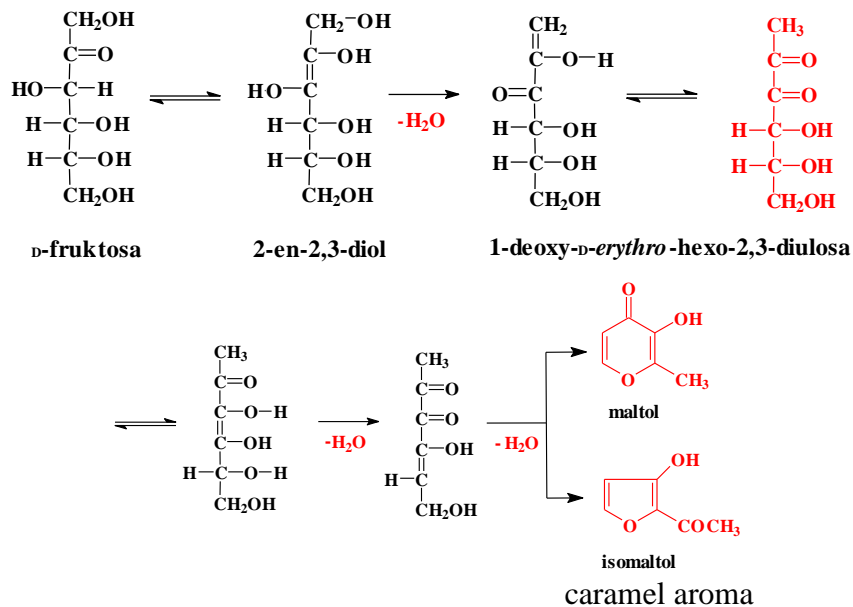
deoxysugars

1,2-enolisation (series of isomeration and dehydration)



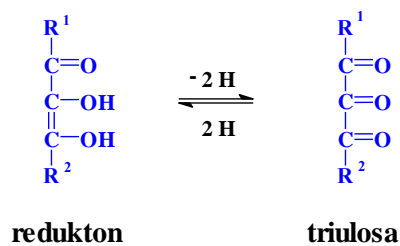


2,3-enolisation



reductone formation

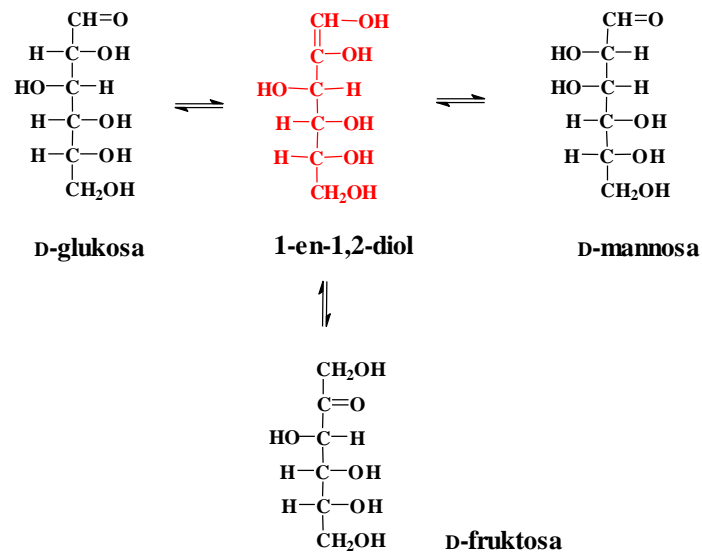
- ♦ Antioxidants (reduction of organic substances, metal ions)



isomerisation

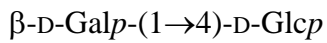
aldose → ketose

aldose → aldose (epimeration)

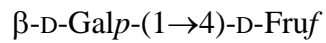


disaccharides isomeration

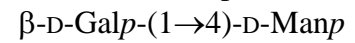
lactose



lactulose



epilactose



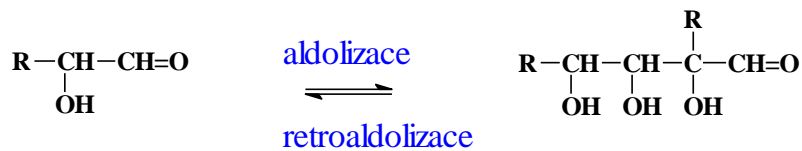
rearrangement to acids

1-en-1,2-diol, Cannizzaro reaction, benzyl rearrangement

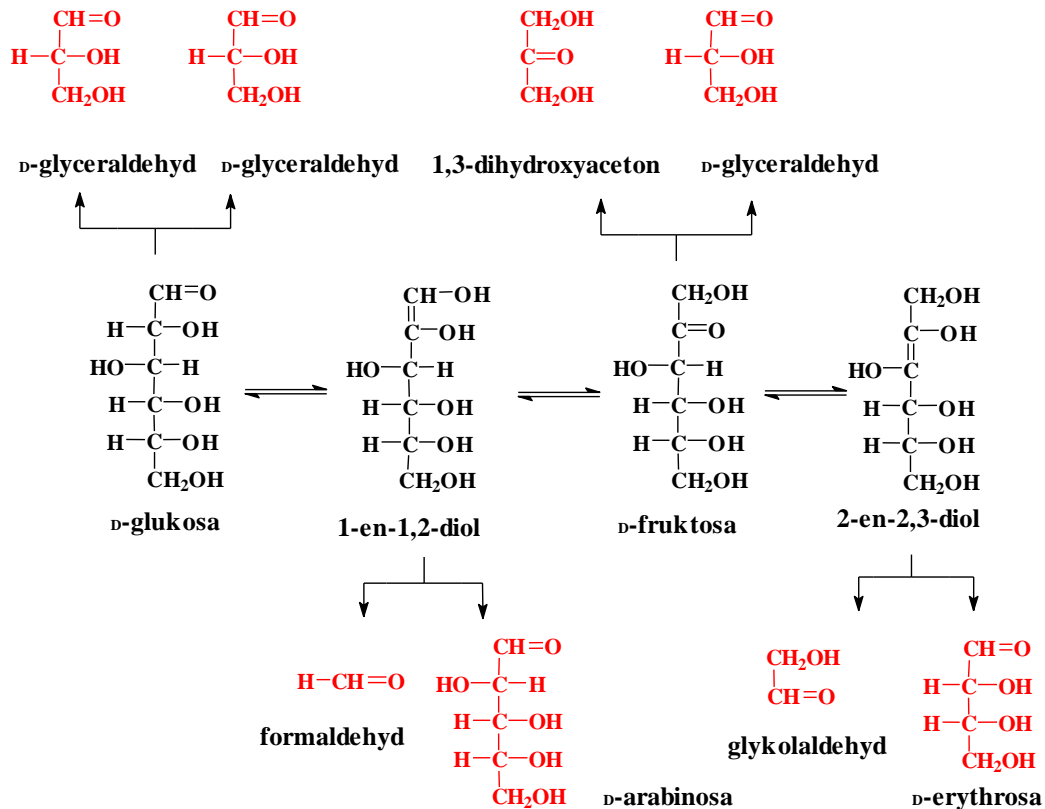
fragmentation

formation of reactive compounds

- ◆ retroaldolisation



- ◆ oxidadation (after isomeration, dehydration)



MAILLARD REACTION

non-enzymatic browning reaction

reactants

- ◆ sugars (carbonyl compounds)
 - monosaccharides and reducing oligosaccharides (nonreducing oligosaccharides, polysaccharides, glycosides)
 - triose > ... > pentose > hexose (acyclic forms)
 - aldose > ketose
 - α -dicarbonyls > aldehydes > ketones > saccharides
- ◆ proteins (amino compounds)
 - ϵ -NH₂ Lys, N-ending NH₂, guanidyl Arg, SH Cys
 - free amino acids, amines, ammonia
 - ϵ -NH₂ > ... > β -NH₂ > α -NH₂
 - NH₃ > R-NH₂ > amino acids

reaction conditions

- ◆ water activity (a_w 0,3-0,7)
- ◆ pH (9-10)
- ◆ others (temperature, time of reaction, other components)

consequences: positive, negative

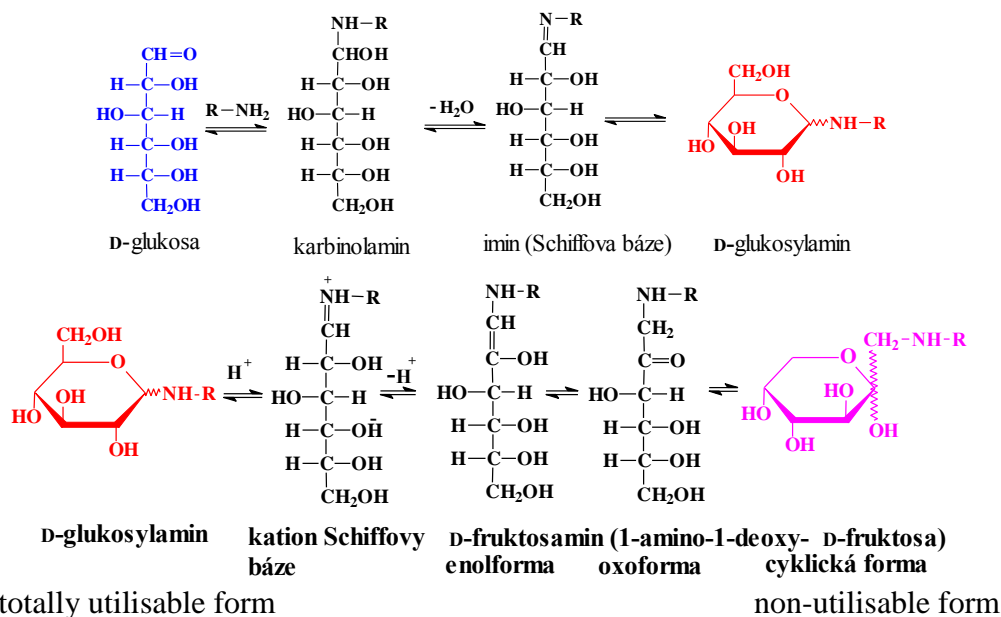
- ◆ formation of aroma compounds
- ◆ formation of yellow, brown, black pigments melanoidins
- ◆ decrease of nutritive value
- ◆ formation potentially toxic products
- ◆ reaction *in vivo* (glykosylation of proteins)

mechanism of reaction

3 stages

- ◆ initial stage
formation of glykosylamines (Amadori rearrangement) and formation of aminodeoxysugars (Amadori products)
- ◆ central stage
decomposition of saccharides, glykosylamines, aminodeoxysugars (dehydration, fragmentation)
decomposition of amino acids (Strecker degradation)
- ◆ final stage
reaction of degradation products, formation of aroma, taste and colour products (melanoidins)

glykosylamines and aminodeoxysugars



ketose → ketosylamine → aldosamine (2-amino-2-deoxyaldose), Heyns rearrangement

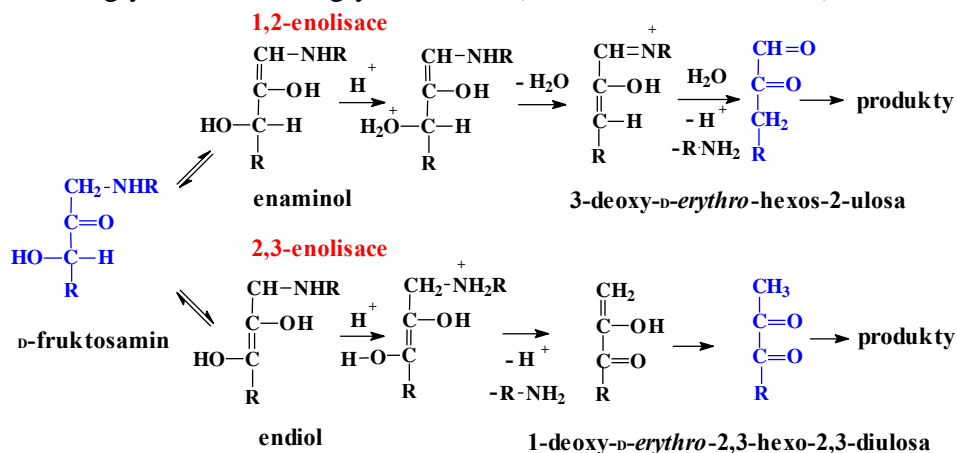
mechanisms (reaction of acyclic forms)

decomposition of aminodeoxysugars

1,2-enolisation in acidic medium

2,3-enolisation in neutral and alkali medium

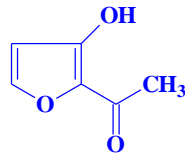
formation of glycosuloses and glycodiuloses (aldoketoses a diketoses)



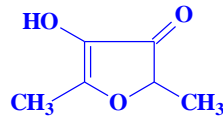
analogy with reaction of sugars but:

- ◆ lower activation energy
- ◆ products contain N a S
- ◆ qualitatively and quantitatively more products

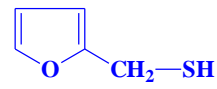
important heterocyclic products



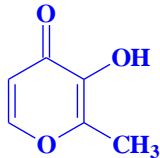
isomaltol
(caramel)



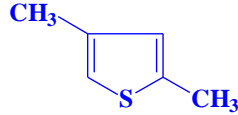
furaneol
(strawberry, pineapple)



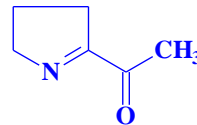
furfurylthiol
(coffee)



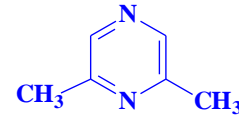
maltol
(caramel)



2,4-dimethylthiophene
(fried onion)



2-acetyl-1-pyrroline
(bread)



2,6-dimethylpyrazine
(chocolate, nuts)

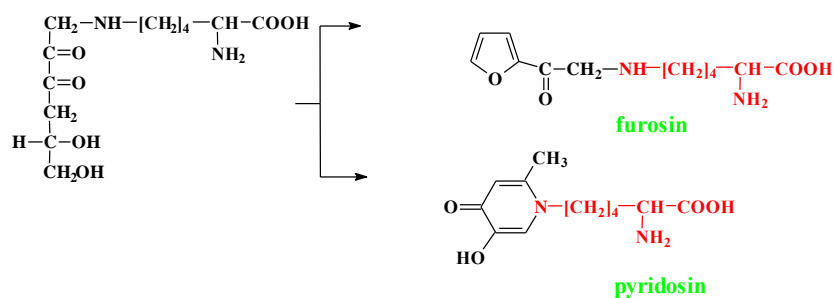
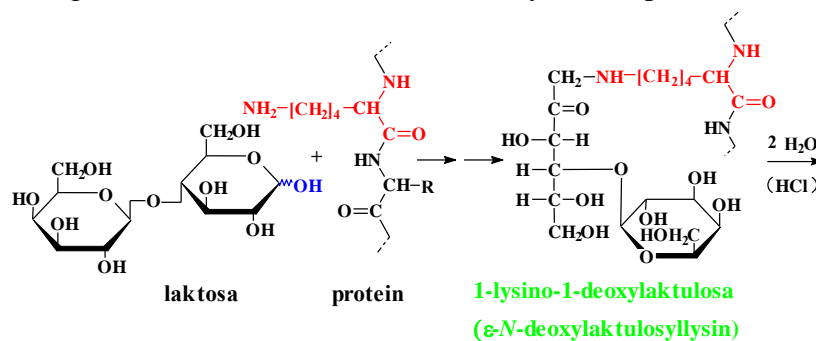
Maillard reaction in important food commodities

positive and negative consequences, desirable and undesirable reactions

technology (aroma, taste, colour, nutritive value)

- ◆ roasting
- ◆ boiling, frying, baking
- ◆ drying
- ◆ extrusion, microwave heating
- ◆ milk, milk products
 - Lys losses: 10-30 % traditional drying, 3 % spray drying
- ◆ cereals, cereal products
 - Lys losses: 70 % bread crust, 10 % total
- ◆ meat, meat products
 - mutagens
- ◆ fruits, vegetables
- ◆ coffee, cocoa, nuts

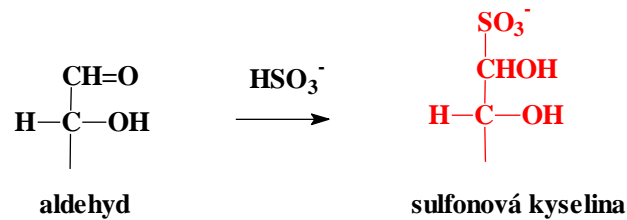
reaction during processing of milk non-utilisable (blocked) Lys (example)



isomeration lactose → lactulose + epilactose
lysinoalanine

inhibition of Maillard reaction

- ◆ unfavourable conditions
water content (activity), lower temperature, regulation of pH
- ◆ removal of one reaction partner
- ◆ use of inhibitors



CARAMELISATION

sugars (saccharose, glucose, fructose, starch sirup, invert sugar)
temperature: 150-190°C (240°C)
reaction time: 5-10 hours
catalysts

caramel = solid product, couler = liquid product

class	name of couler	additives matter	utilisation
I CP	caustic	Na ₂ CO ₃ , K ₂ CO ₃ , NaOH, KOH, H ₂ SO ₄ , acetic citric acid,	alcoholic beverages (high content of alcohol)
II CCS	caustic sulphite	SO ₂ , H ₂ SO ₄ , Na ₂ SO ₃ , K ₂ SO ₃ , NaOH, KOH,	vinegar, beer, alcoholic beverages, aromatised wine
III AC	ammonium	NH ₃ , (NH ₄) ₂ SO ₄ , Na ₂ CO ₃ , H ₂ SO ₄ , NaOH, KOH	beer, alcoholic beverages, acid food
IV SAC	ammonium-sulphite	NH ₃ , SO ₂ , (NH ₄) ₂ SO ₃ , Na ₂ SO ₃ , K ₂ SO ₃ , Na ₂ CO ₃ , K ₂ CO ₃ , NaOH, KOH, H ₂ SO ₄ ,	acid food, non-alcoholic beverages