

Water

nutrient

functions

- heat managing of organism
- transport medium
- stabilizator of biopolymers
- solvent
- reaction medium
- reactant

balance

income (g/day)		outcome (g/day)	
food	900	urine	1500
drink	1300	skin	550
oxidation of nutrients	300	air	350
		excrements	100
sum	2500	sum	2500

clasification

- **endogenous water** oxidation of the main nutrients
300-400 g/day



100 g proteins	=	37 g water
100 g lipids	=	40 g water
100 g sugars (glucose)	=	60 g water

- **exogenous water** drinks, food
2000-2800 g/day (average 2500 g/day)

drinking water

source in Czech Rep. surface water

(~ 80%) river, water reservoirs

- very pure water
- pure water

underground water

(~ 20%) wells

- suitable for waterworks

plain water (< 1 g/l)

minerals (> 1 g/l)

quality requirements for drinking water

- microbiological
- physical
- chemical
- radiological

requirements by food industry

- water hardness, content of some cations and anions
- for baby feeding (special sort of water from underground sources)
- drinking water (a sort of drinking water)
- soda water (from table or drinking water and CO₂)
- natural, spring water

parameter	requirement	parameter	requirement
appearance	colorless transparent	mercury (mg.dm ⁻³)	max. 0.001
pH	6-8	selenium (mg.dm ⁻³)	max. 0.01
oxidizability (mg/l O ₂)	max. 3	silver (mg.dm ⁻³)	max. 0.05
bacteria coliform. enterococcus	0	vanadium (mg.dm ⁻³)	max. 0.01
bacteria mesophilic	20	calcium (mg.dm ⁻³)	min. 20
bacteria psychrophilic	200	zinc (mg.dm ⁻³)	max. 5
all dissolved substances (mg.dm ⁻³)	max. 1000, opt. 500	iron (mg.dm ⁻³)	0.3
humic substances(mg.dm ⁻³)	max. 2.5	nitrates (mg.dm⁻³)	max. 50
ammonia, NH ₄ ⁺ ions (mg.dm ⁻³)	max. 0.5	nitrites (mg.dm⁻³)	max. 0.1
arsenic (mg.dm ⁻³)	max. 0.05	chlorides (mg.dm ⁻³)	max. 100
barium (mg.dm ⁻³)	max. 1.0	fluorides (mg.dm ⁻³)	max. 1.5
aluminum (mg.dm ⁻³)	max. 0.2	cyanides (mg.dm ⁻³)	max. 0.01
magnesium (mg.dm ⁻³)	max. 125	sulphates (mg.dm ⁻³)	max. 250
chrome (mg.dm ⁻³)	max. 0.05	active chlorine (mg.dm ⁻³)	min. 0.05 max. 0.3
cadmium (mg.dm ⁻³)	max. 0.005	sulfan (mg.dm ⁻³)	max 0.01
manganese (mg.dm ⁻³)	0.1	phenols (mg.dm ⁻³)	max. 0.05
copper (mg.dm ⁻³)	max. 0.1	PAHs (mg.dm ⁻³)	max. 0.04
lead (mg.dm ⁻³)	max. 0.05	oil products (mg.dm ⁻³)	max. 0.05

requirements and reality

component	mineral	table	for baby	sparkling
NO ₃ ⁻ (mg/l) *	≤ 50	≤ 25	≤ 15	
NO ₂ ⁻ (mg/l) *	≤ 0.1	≤ 0.1	≤ 0.1	
CO ₂ (% hm.)	-	-	-	≥ 0.4

* highest amount (Vyhláška č. 292/1997 Sb., č. 335/1997 Sb.).

content mg/l	Dobrá voda	Aquila	Magnesia
	stolní pramenitá	stolní pramenitá	minerální přírodní
Na	5.2	15.4	5.4
Mg	8.1	9.6	234
Ca	5.6	36.2	37.7
F	0.3	-	0.2
Cl	1.4	3.0	5.3
SO ₄ ²⁻	2.9	48.4	29.9
NO ₃ ⁻	0.10	3.94	0.75
NO ₂ ⁻	0.00	0.01	-
sum	130.8		1870
clasification	plain	plain	mineral

water in foods

typical content in commodities

- organoleptic properties (texture, taste,)
- resistance against microorganisms
- biochemical (enzymatic) and chemical reactions

classification

- foods with high water content
- foods with medium water content
- foods with low water content

Food	water (%)	Food	water (%)
meat	65-75	pasta	9-12
milk	87	legumes	10-12
cheese	30-78	fruit, vegetable	70-90
butter	15-18	nuts	3-6
margarines	20-75	roasted coffee	5
egg	74	dried milk	4
bread	35-45	vegetable oil, sugar	0
cereals	11-14	beer	90-96 (%vol.)

changes during storage and processing

- spontaneous (natural)
- intentional (prolongation of storage time)

losses

- heat treatment (drying, cooking, roasting,)
- thawing

accumulation

- moisturing
- swelling
- boiling

meat pork	%	milk (3,5% fat)	%	apples	%
raw	68	raw	87	after harvest	85
roasted	55	pasteurised	87	stored	84
fried	53	unsweetened condensed	74	juice	88
		sweetened condensed	27	dried	24
		dried	4		
soybeans	%	potatoes	%	onions	%
beans raw	10	raw	80	raw	89
- in water 1 h	35	boiled in peel	80	boiled	92
- in water 10 h	60	boiled unpeeled	83	fried	42
-boiled	71	dried powder	8	dried	4
-tofu	85	French fries prefried	74		
-„milk“	92	- fried	55		
-shoju	63	chips	2		
„meat“ dry	9				
- in water 1 h	65				
- in water 10 h	73				
- boiled	79				

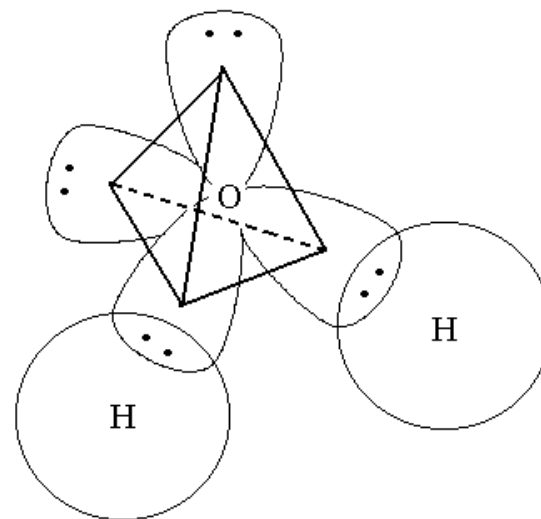
structure

water (chemical individuuum) contains

- undissociated molecules H_2O
- hydrated hydronium ion (protons) H_3O^+ (H_9O_3^+)
- hydroxyl ions HO^-
- their isotopes (^2H , ^3H , ^{17}O , ^{18}O)

pH 7/20 °C: H_3O^+ (HO^-) : H_2O = 1 : 7.14.10⁸

18 isotope variations of molecules H_2O



2 binding (molecular) orbitals

2 non-bonding orbitals

bond angle 109°28'

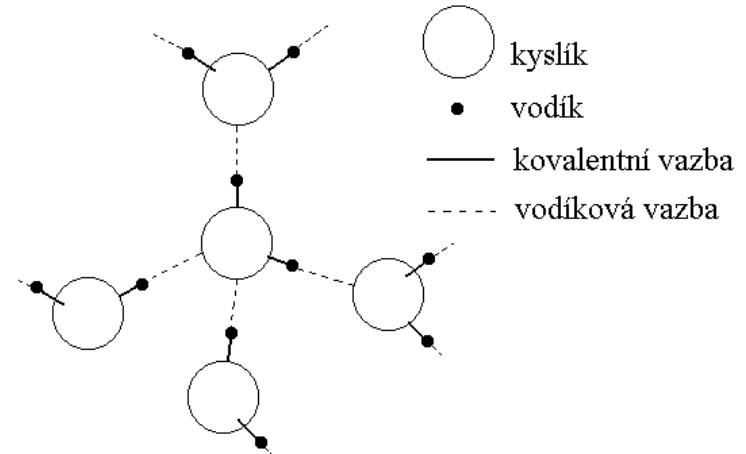
dipole moment



electrically stable (permanent) dipole

interaction of water molecules

electrostatic interactions of molecules
association by hydrogen bridges

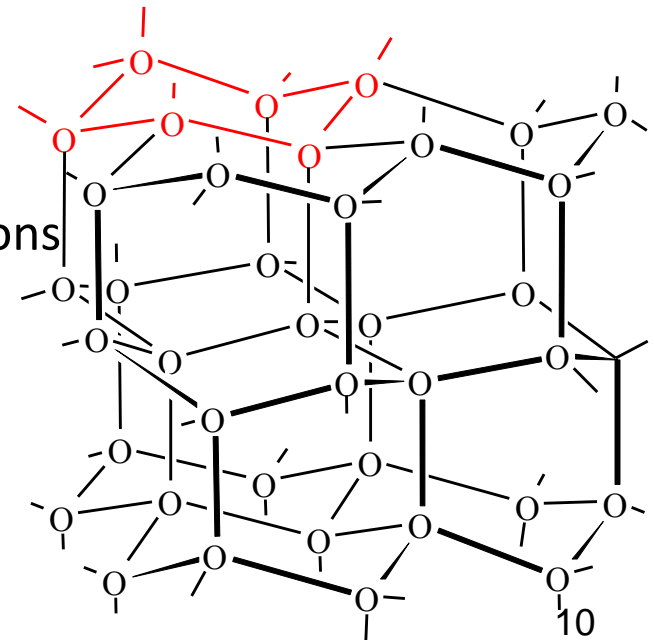


coordination number: ice=4, water by 1.5 °C = 4.4
association structure: lattice

defects of structure: nonelectrolytes, electrolytes, ions

growth density up to 3.98°C: growth coordination numbers

decrease at higher temperature: increasing the distance between the molecules



properties

at common temperatures: 3 states (phase diagram)

unique, anomalous properties

- melting point
- boiling point
- surface tension
- dynamic viscosity
- density (dependence on temperature)

technological consequences and utilisation

freeze-drying

change the density, size: destructive effects on freezing, thawing

interactions in food

non-bonding (non-covalent) interactions

kind of interaction

electrostatic

permanent dipole – ion

hydrogen bond

hydrophobic

example

water–ions of salts

water–ionized functional groups
(proteins, saccharides)

water–nonionized functional groups
(proteins, lipids, saccharides)

hydrophobic functional groups
(proteins, lipids)

interactions water – minerals

- dissolving and formation of true solution
- ion hydratation

interactions water – proteins

- native conformation
- enzyme activity
- denaturation
- formation of disperse system (gels, foams, etc.)

interactions water – lipids

- formation of biomembranes
- formation of disperse system (emulsions)

interactions water – saccharides

- dissolving of crystals
- stabilisation of anomers, conformers
- formation of disperse system (gels)
(6.6 molecules water surrounds glucose, 550 molecules water / agar, gel)

Clasification

- free water (mobilised)
- bound water (imobilized)

categories

in ordinary food with > 90% water

- monomolecular layer (vicinal water)
- multilayer water
- condensed water (bound, free)

category	content (%)	activity (a_w)	enthalpy of bond (kJ/mol)	properties
monomolecular layer (vicinal)	0-1	0.0-0.25	- 4 až - 6	chemisorption, solvent - no, solidifies at – 40°C - no
multilayer water	1-5	0.25-0.7	1-3	partial physical sorption, solvent - no, mainly H-bonds solidifies at – 40°C -partially
condensed (bound, free)	90-95	0.7-1.0	- 0.3	only physical sorption (capillary forces), solvent - yes, solidifies at – 40°C - yes

Water activity

water quantity related to:

- growth of microorganisms
- biochemical and chemical reactions
- sensory properties

accessibility

$$a_w = (f / f_0) = p_w / p_w^0 = \phi / 100$$

p_w = the vapor pressure of water in the substance (food) p_w^0 = the vapor pressure of pure water at the same temperature, ϕ = the relative humidity of air in equilibrium with a sample is called the Equilibrium Relative Humidity (ERH)

Water activity or a_w was developed to account for the intensity with which water associates with various non-aqueous constituents and solids

- pure distilled water has a water activity of exactly one

microorganisms	Water activity (a_w)
bacteria	0.91
yeast	0.88
fungi (moulds)	0.80
halophilic bacteria	0.75
xerophilic fungi	0.65
osmophilic yeasts	0.60

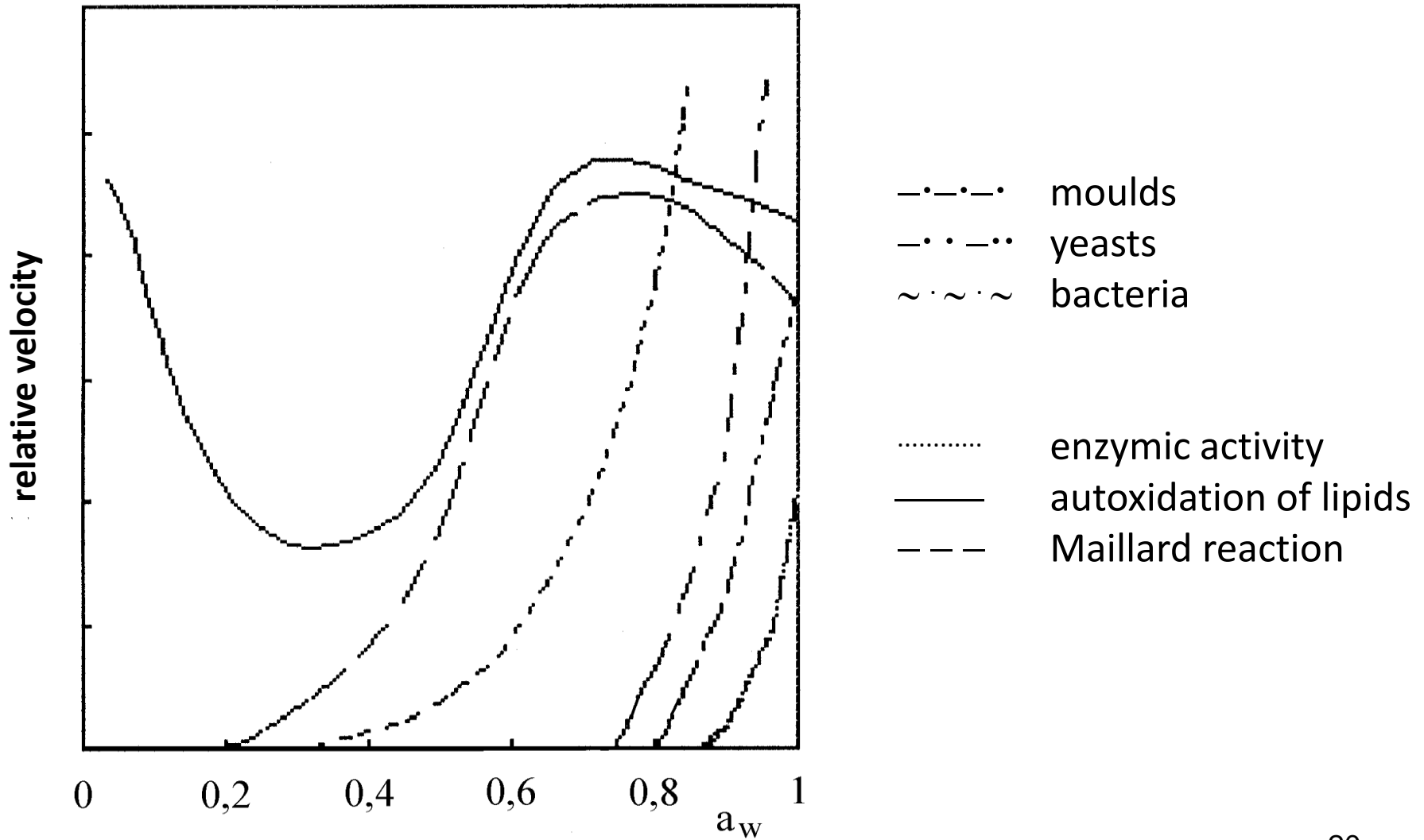
extremophilic organism - can grow and reproduce in conditions with a low availability of water

xerophile (from Greek *xēros* /'zɪrɔʊs/, meaning "dry", and *philos*, meaning "loving")

Food	Water activity (a_w)
raw meat, egg, vegetables, fruits	0.97-0.98
cheese, bread	0.97
marmalade, jams	0.82-0.94
sausages, hams	0.82-0.85
dried fruits	0.76-0.80
honey	0.75
pasta, cereals (12%), spices (10%)	0.50
cookies	0.30
dried vegetables (5%), dried milk (4%)	0.20
sugar	0.10

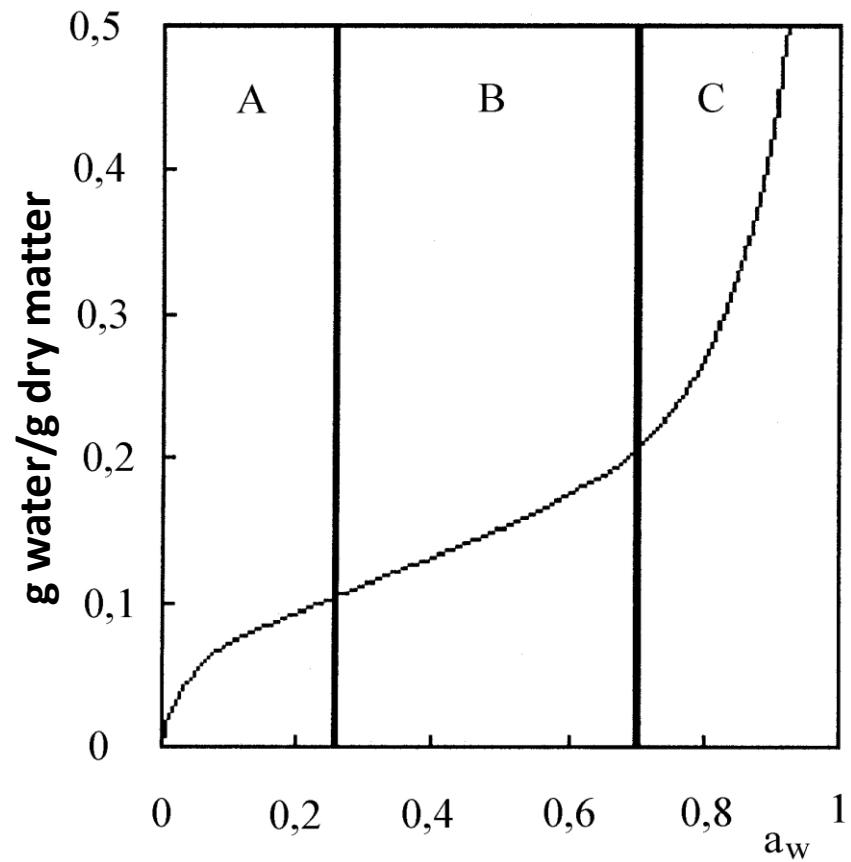
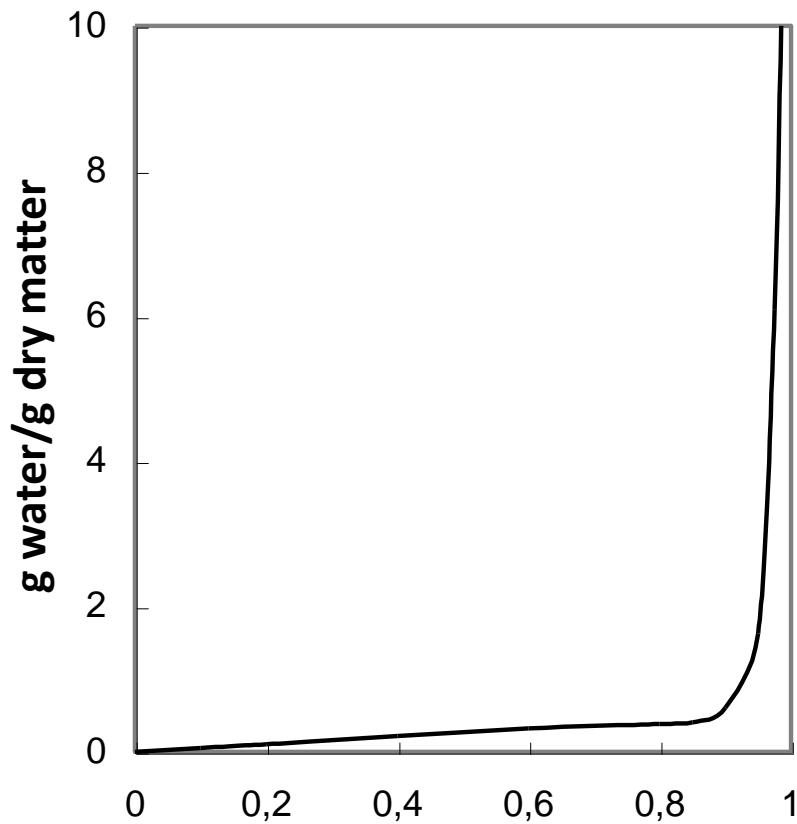
Microorganism Inhibited	a_w
<u><i>Clostridium botulinum</i></u>	.97
<u><i>Pseudomonas fluorescens</i></u>	.97
<u><i>Clostridium perfringens</i></u>	.95
<u><i>Escherichia coli</i></u>	.95
<u><i>Salmonella</i></u>	.95
<u><i>Vibrio cholerae</i></u>	.95
<u><i>Bacillus cereus</i></u>	.93
<u><i>Listeria monocytogenes</i></u>	.92
<u><i>Bacillus subtilis</i></u>	.91
<u><i>Staphylococcus aureus</i></u>	.86
Most <u>molds</u>	.80
No microbial proliferation	.50

influence of a_w on microorganisms and important reactions



sorption isotherms

relation between water content in foods and their water activity
(the relative humidity of air)



A = monomolecular layer (vicinal water), B = multilayer water,
C = condensed water (bound, free)